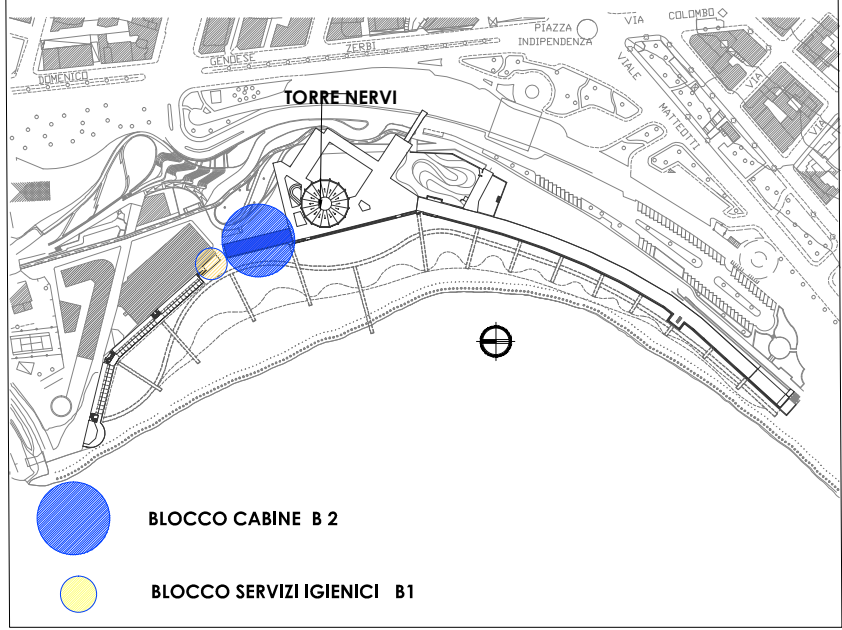
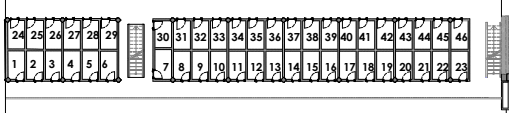


# PLANIMETRIA GENERALE LIDO COMUNALE

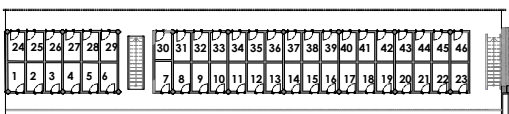


## PLANIMETRIE

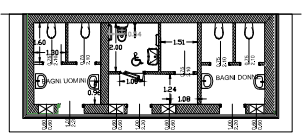
**B 2** BLOCCO CABINE PIANTA PIANO TERRA N° 46 CABINE



PIANTA PRIMO PIANO N° 46 CABINE



**B 1** BLOCCO SERVIZI IGIENICI



## TIPLOGIE DI CHIOSCO AMOVIBILE



# LIDO COMUNALE DI REGGIO CALABRIA INDIVIDUAZIONE DELL'AREA FRUIBILE CON ANNESSE 92 CABINE E BAGNI PUBBLICI

